





Optima^{EST} Steamer



Quick Reference Guide

Steam Generation	
Exterior Cleaning	
Interior Cleaning	
Indoor Use	
Vacuum	

(ELECTRIC POWERED)

The Optima EST Steamer is a revolutionary new and environmentally friendly steam machine. Using the latest in steam technology, the Optima can quickly and effectively remove dirt, stains, grease, odors and other contaminants from a variety of surfaces.

The Optima EST is available in single phase power - Optima EST (1) and in three phase power - Optima EST (3). Models differ based on electrical configuration.

Benefits:

- Quickly and easily remove dirt, stains and grease
- Reduce water and chemical consumption
- Clean hard to reach nooks and crannies
- Deodorize and sterilize surfaces
- Easy to maintain and operate
- Eliminate waste-water
- All day use
- Quiet

Cleaning Applications:

- Wash cars, trucks, motorcycles, boats, golf carts, small planes, machinery and general surfaces
- Remove bacteria, yeast, molds and fungi
- Sanitize food and beverage equipment
- Park and recreational equipment
- Property management services
- Military equipment
- Graffiti removal
- Weed removal



Optima Steamer EST

Features:

Adjustable Moisture Control Valve	Easily adjust from a dry steam to a wet steam.
Extended Hose Length	Over 33' (10m) of hose length, customizable to 65' (20m).
Efficient Steam Production System	The Optima EST is equipped with the most heat efficient electric steam boiler. The boiler quickly produces steam. The boiler's unique stainless steel design supports a long life span and keeps the machine cool during extended use.
Multiple Safety Feature	Safety features include an LED illuminated control panel with corresponding alarm, automatic shut-offs, pressure sensor, automatic pressure release valve, automatic air purge, thermostat control, water tank level sensor, high and low boiler water level sensors, and a dry-run prevention setting on the water pump.

Specifications:	Optima EST (1)	Optima EST (3)
Pressure	116 psi (max. 145 psi), 8 bar (max.10 bar)	
Operating Temperature	185°F~248°F, 85°C~120°C	
Preheating Time	19 minutes	6~7 minutes
Water Tank Capacity	10.6 gallons, 40 liters	
Water Flow Rate (adjustable)	.08 gpm, 300 cc/min, .32 gpm/max	
Power Requirements (Custom configuration available)	1Ph, 5.2 kW, 208/ 220~240V 50/60Hz	3Ph, 12.2/18.2/27.2kW, 208/ 220~240/380/460~480V, 50/60Hz
Weight	162 (lb), 73.5 (kg)	
Dimensions	43(L) x 28.3(W) x 35.4(H) in, 110(L) x 72(W) x 90(H) cm	
Colors	Green (Red and Blue available for special order)	
Steam Hose Length	Available in 33' (10m), 50' (15m), 65' (20m)	
Spray Gun Nozzle Length	Standard nozzle length: 2.65" (6.73cm) Available extended nozzle length: 12" (30cm), 18" (45cm), 40' (100cm)	
Customization and private labeling available pending minimum order quantity.		

Recommended Accessories:

*included with Optima

EST3 (18k, 27k)

EST1(5k) & EST3 (12k)



Northern California Service Centers
Modesto | Hayward | Santa Rosa

800.640.1227 HotsyPacific.net

Hotsy
PACIFIC
Nothing Cleans Like a Hotsy!