




North America's #1 Manufacturer of High-Quality Cleaning Equipment



5700 / 5800 Series

Hot-Water Pressure Washers

For Wash Bay Installations



Programmable Smart Control Automation provides complete control over the machine's run time, auto start/stop and time delay shut down functionality.

Upright, vertical coil delivers high efficiency and maintains constant temperature using oil, natural gas or liquid propane

Adjustable upstream detergent injection ensures high-pressure sudsing for better cleaning

Elevated gas valve protects valve from water damage, and is located at the back corner for easy installation and service

Burner assembly pivots down to allow access to burner ring and pilot assembly for maintenance

Insulated Hotsy trigger gun and **insulated wand** with ergonomic, adjustable side handle

Stainless steel coil skin provides extra durability to withstand overspray

Controls for the pump, burner and detergent are easily accessible.

Removeable **control panel** provides access to **adjustable temperature control** and Smart Relay for secured control of desired operating positions.

Remote ready for operation in wash bays.

Relief valve protects the machine and user from thermal expansion

Sleek side and front panels are easily removed for maintenance and service access

Quick disconnect stainless steel nozzles are color coded for quick changing between 0°, 15°, 40° spray nozzles

50-ft. length of high-pressure hose for easy maneuverability around a large working area

20 HP Baldor 208V, 230V, 460V or 575V, 3PH electric motor is OPD (open drip-proof) and comes with thermal overload protection and manual reset



FEATURES

- Oil, Natural Gas Fired or optional LP Fired
- High Flow Rate 8.0 or 9.5 GPM @ 3000 or 2500 PSI
- Electric Motor
- Belt Drive Pump



Heater coil carries a 5-year warranty



Hotsy-designed Triplex pumps carry a 7-year limited warranty

www.hotsypacific.net

Nothing Cleans Like a Hotsy!

5700 / 5800 SERIES Hot Water Pressure Washers

■ Oil or Natural Gas-Fired

■ 7.8 or 9.5 GPM / 2500 to 3000 PSI

■ 1725 Motor RPM

■ ETL-Certified

Ten models, designed for industrial cleaning.

SPECIFICATIONS										BELT DRIVE	
MODEL	GPM	PSI	HP	VOLTS/PH	AMP	FUEL	BTU/HR	PUMP MODEL	PORTABILITY	HOSE	SHIP WT (lbs)
5730SS	8.0	3000	20	230/3	44	Oil	768,000	HX9536L.2	N/A	50'	1,471
5732SS-208	8.0	3000	20	208/3	55	NG	720,450	HX9536L.2	N/A	50'	1,471
5732SS	8.0	3000	20	230/3	42	NG	720,450	HX9536L.2	N/A	50'	1,471
5733SS	8.0	3000	20	460/3	23	Oil	768,000	HX9536L.2	N/A	50'	1,471
5735SS	8.0	3000	20	460/3	21	NG	720,450	HX9536L.2	N/A	50'	1,471
5736SS	8.0	3000	20	575/3	16	NG	720,450	HX9536L.2	N/A	50'	1,471
<hr/>											
5832SS	9.5	2500	20	230/3	42	NG	939,890	HX1036L.2	N/A	50'	1,471
5832SS-208	9.5	2500	20	208/3	48	NG	939,890	HX1036L.2	N/A	50'	1,471
5835SS	9.5	2500	20	460/3	21	NG	939,890	HX1036L.2	N/A	50'	1,461
5836SS	9.5	2500	20	575/3	16	NG	939,890	HX1036L.2	N/A	50'	1,471

SS = Stainless Steel

Dimensions: 51"L x 31"W x 63.4"H

5700/5800 Series Features:



Large frame Hotsy belt-drive pump features NESTechnology with U-Seals for 3 times longer pump life.


The removeable front and side panels are a real plus for routine preventative maintenance, such as easily changing the pump oil.

Vertical banded belt provides extended life and reduced maintenance costs by eliminating multiple belts that stretch at different rates. New belt tensioner provides constant tension and makes servicing and maintenance of the belt a breeze.

Large 10-gallon polyethylene float tank with cool-down pump by-pass loop to significantly reduce potential pump damage from the operator regularly running the machine in by-pass mode.



Motor is mounted to slide out rails for easy removal




OPTIONS FOR 5700/5800

- Detergent container bracket
- Remote Station
- 12" NG or LP draft diverter
- LP option
- Soap Solenoid and Switch

PARTS & ACCESSORIES

Your local Hotsy dealer would be happy to provide an onsite demonstration to determine which pressure washer accessories will help speed cleaning and lower your costs. Hotsy dealers stock thousands of pressure washer replacement parts such as high pressure hose, trigger guns, high pressure nozzles, pumps, engines, motors, unloaders, filters and wands. In addition, you'll find a number of accessories designed to speed cleaning, the most common accessories are telescoping wands, pivot and non-pivot hose reels, flat surface cleaners and high pressure turbo nozzles.



Distributed by:

Hotsy
PACIFIC
WE KNOW CLEAN

3 locations serving Northern California and Bay Area
Modesto | Hayward | Santa Rosa

800-640-1227 HotsyPacific.net



Nothing Cleans Like a Hotsy!

A member of KÄRCHER North America

NOTE: We are constantly improving and updating our products. Consequently, pictures, features & specifications in this brochure may differ slightly from current models. Flow rates & pressure ratings may vary due to variances allowed by manufacturers of our machine components. We meet the CETA testing specs for machine performance at $\pm 10\%$ and in some cases are tighter within $\pm 5\%$ of listed specifications.